



Jan.2015 edition

CHOI II

TECHNOLOGY LEADS THE MARKET
SERVICES CREATE VALUE

SHENYANG BRILLIANT ELEVATOR CO., LTD

CONTACT US

KAZAKHSTAN OVERSEAS BRANCH

E-mail:blt.kz@bltcn.cn
Tel:13889866569

CENTRAL ASIA BRANCH

E-mail:blt.cis@bltcn.cn
Tel:15840354306

AFRICAN BRANCH

E-mail:blt.africa@bltcn.cn
Tel:13889160707

PAPUA NEW GUINEA BRANCH

E-mail:blt.oceania@bltcn.cn
Tel:13555863737

AUSTRALIA OVERSEAS BRANCH

E-mail:blt.au@bltcn.cn
Tel:13940257268

MOSCOW OVERSEAS BRANCH

E-mail:zapad.russia@bltcn.cn
Tel:13610830619

RUSSIAN EASTERN BRANCH

E-mail:vostok.russia@bltcn.cn
Tel:18602482765

EUROPEAN BRANCH

E-mail:blt.europe@bltcn.cn
Tel:13909827591

SOUTH AFRICA BRANCH

E-mail:s.africa@bltcn.cn
Tel:15940124301

KUWAIT BRANCH

E-mail:vostok.russia@bltcn.cn
Tel:13889364309

MEXICO BRANCH

E-mail:blt.centralamerica@bltcn.cn
Tel:15940566378

INDIA BRANCH

E-mail:blt.india@bltcn.cn
Tel:13940352521

VIETNAM AND THAILAND BRANCH

E-mail:blt.yt@bltcn.cn
Tel:18640057045

CHILE BRANCH

E-mail:blt.southamerica@bltcn.cn
Tel:15840367896

COLUMBIA BRANCH

E-mail:blt.america@bltcn.cn
Tel:18842577627

IRAN BRANCH

E-mail:blt.iran@bltcn.cn
Tel:18640217976

UNITED ARAB EMIRATES BRANCH

E-mail:blt.jju@bltcn.cn
Tel:13998320970

SINGAPORE BRANCH

E-mail:blt.sg@bltcn.cn
Tel:13998387622

MALAYSIA,INDONESIA AND PHILIPPINES BRANCH

E-mail:blt.asia@bltcn.cn
Tel:13889835720

NORTH KOREAN BRANCH

E-mail:blt.korea@bltcn.cn
Tel:13842055753

MONGOLIA OVERSEAS BRANCH

E-mail:blt.mn@bltcn.cn
Tel:13224262849

PERU OVERSEAS BRANCH

E-mail:blt.peru@bltcn.cn
Tel:15040165760

BALTIC SEA BRANCH

E-mail:blt.baltic@bltcn.cn
Tel:13109873697


SHENYANG BRILLIANT ELEVATOR CO.,LTD.

Add: No.27,16th street, Shenyang Economic & Technology
Development Zone, China

P.C: 110027

Fax:+86 24 25162790 +86 24 25162844

<http://www.bltelevator.com>



SHENYANG BRILLIANT ELEVATOR CO., LTD



TECHNOLOGY LEADS THE MARKET
SERVICES CREATE VALUE

MEET

INDIVIDUALIZED NEED



K166

Car design is compact and novel. Hairline stainless steel decoration is applied to car which is economical, beautiful and easy for maintenance.



Car ceiling:	PD057 Hairline stainless steel, acrylic light cover , down light.
Car front wall:	Hairline stainless steel
Car 3-side wall:	Hairline stainless steel
Door Transom:	Hairline stainless steel
Car door:	Hairline stainless steel
Floor:	Plastic floor, SJ-008
COP:	C102Q SUS304 stainless fingerprint proof steel panel.

(computer drawing. May vary from the actual product)



K167

High quality hairline stainless steel, colorful steel sheet as well as elaborate car design ensure elevator quality.



Car ceiling:	PD060 Hairline stainless steel, acrylic light cover , down light.
Car front wall:	Colorful steel sheet LC002
Car 3-side wall:	Colorful steel sheet LC002
Door Transom:	Colorful steel sheet LC002
Car door:	Colorful steel sheet LC002
Floor:	Plastic floor, MA-025
COP:	C102Q SUS304 stainless fingerprint proof steel panel.


(computer drawing. May vary from the actual product)



TECHNOLOGY LEADS THE MARKET
SERVICES CREATE VALUE


MEET

INDIVIDUALIZED NEED



K168

Car design has the features of practicality, beauty, elaboration and concision creating a more easeful experience for passengers.




Car ceiling:	PD060 Hairline stainless steel, acrylic light cover , down light.
Car front wall:	Colorful steel sheet LB002
Car 3-side wall:	Colorful steel sheet LB002
Door Transom:	Colorful steel sheet LB002
Car door:	Colorful steel sheet LB002
Floor:	Plastic floor, SJ-004
COP:	C102Q SUS304 stainless fingerprint proof steel panel.

(computer drawing. May vary from the actual product)



K169

Bright and spacious car cage and elegant ceiling design with a concise decoration style makes the car looks nice and decent.



Car ceiling:	PD057 Hairline stainless steel, acrylic light cover , down light.
Car front wall:	Colorful steel sheet LA001
Car 3-side wall:	Colorful steel sheet LA001
Door Transom:	Colorful steel sheet LA001
Car door:	Colorful steel sheet LA001
Floor:	Plastic floor, SJ-002A
COP:	C102Q SUS304 stainless fingerprint proof steel panel.

(computer drawing. May vary from the actual product)



MEET


INDIVIDUALIZED NEED



PS004 (only painted)



PS003 (only painted)



PS005 (only painted)
(Standard)




PD060
Material: painted steel sheet /
Hairline stainless steel sheet, acrylic light cover,
down light.



PD057
Material: painted steel sheet /
Hairline stainless steel sheet, acrylic light
cover, down light.

CAR FLOOR



MA-025 Plastic floor (standard)

SJ-020 Plastic floor

SJ-019 Plastic floor

SJ-002A Plastic floor

SJ-004 Plastic floor

SJ-008 Plastic floor



MA-026 Plastic floor

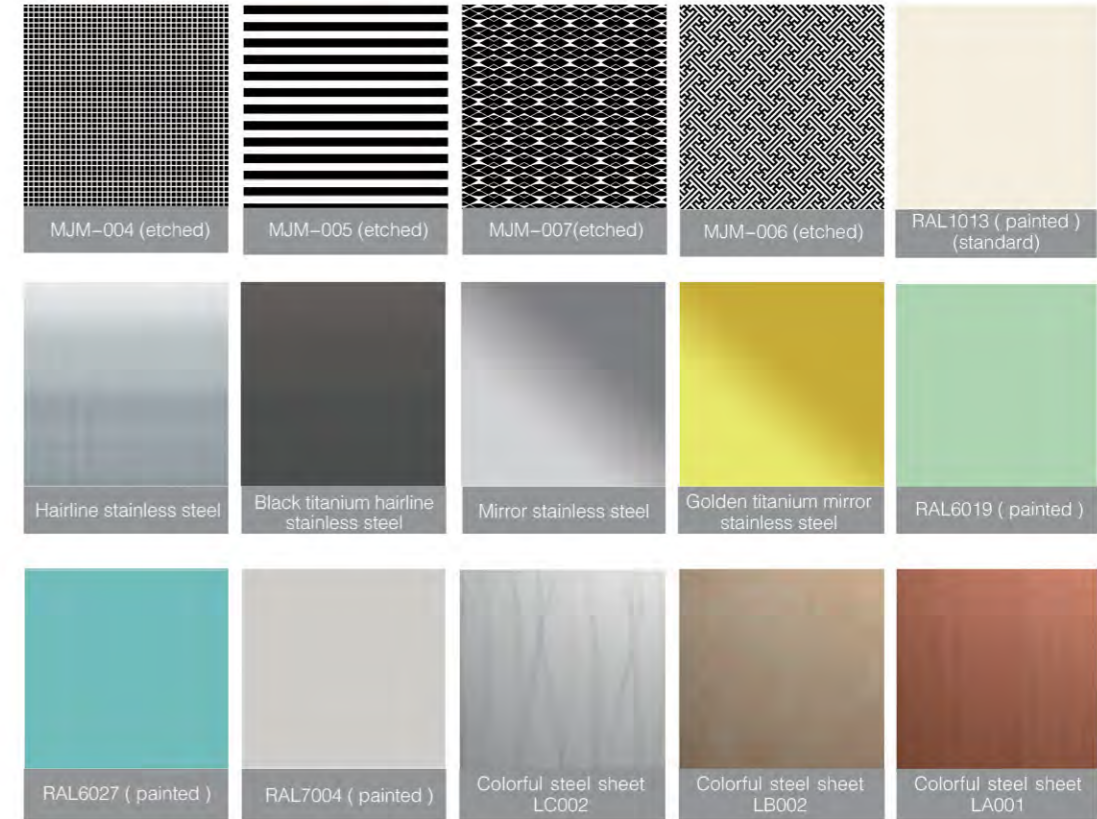
MA-018 Plastic floor

MA-019 Plastic floor

MA-021 Plastic floor

MA-023 Plastic floor

MATERIAL



MJM-004 (etched)

MJM-005 (etched)

MJM-007(etched)

MJM-006 (etched)

RAL1013 (painted) (standard)

Hairline stainless steel

Black titanium hairline stainless steel

Mirror stainless steel

Golden titanium mirror stainless steel

RAL6019 (painted)

RAL6027 (painted)

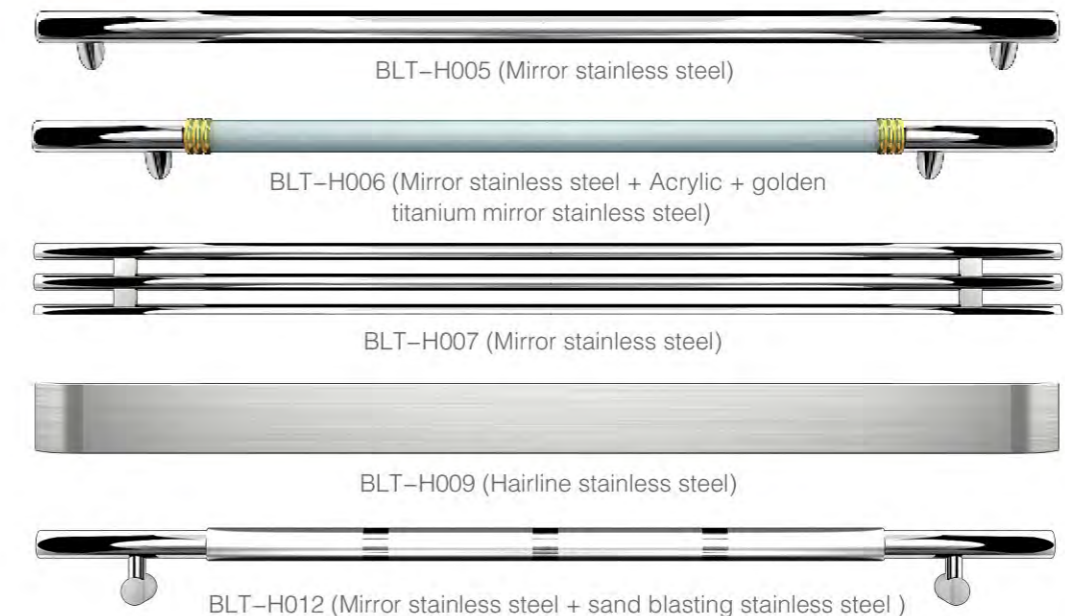
RAL7004 (painted)

Colorful steel sheet LC002

Colorful steel sheet LB002

Colorful steel sheet LA001

HANDRAIL



BLT-H005 (Mirror stainless steel)

BLT-H006 (Mirror stainless steel + Acrylic + golden titanium mirror stainless steel)

BLT-H007 (Mirror stainless steel)

BLT-H009 (Hairline stainless steel)

BLT-H012 (Mirror stainless steel + sand blasting stainless steel)



TECHNOLOGY LEADS THE MARKET
SERVICES CREATE VALUE

COP & HALL CALL



C102Q
(Standard)

C103Q
(Standard)

C104Q

C105Q

C102Q	SUS304 stainless fingerprint proof steel panel with aluminum alloy frame; white light round button without Braille; Dynamic Dot matrix display
C103Q	SUS304 stainless fingerprint proof steel panel with aluminum alloy frame; white light square button without Braille; Dynamic Dot matrix display
C104Q	SUS304 stainless fingerprint proof steel panel with aluminum alloy frame; white light round button without Braille; Static liquid crystal display with blue background
C105Q	SUS304 stainless fingerprint proof steel panel with aluminum alloy frame; white light square button without Braille; Static liquid crystal display with blue background

(computer drawing. May vary from the actual product)



H109A
(Standard)

H110A
(Standard)

H109AB
(Standard)

H110AB
(Standard)



H124C

H126C

H109A	Hairline stainless steel panel; white light round button without Braille; Dynamic Dot matrix display
H109AB	Hairline stainless steel panel; white light round button without Braille; Dynamic Dot matrix display, Duplex
H110A	Hairline stainless steel panel; white light square button without Braille; Dynamic Dot matrix display
H110AB	Hairline stainless steel panel; white light square button without Braille; Dynamic Dot matrix display; Duplex
H124C	wall mounted ultra thin arc hall call without display, white light round button without Braille
H126C	wall mounted ultra thin arc hall call without display, white light square button without Braille



TECHNOLOGY LEADS THE MARKET
SERVICES CREATE VALUE

COP & HALL CALL



H107A

H108A

H107AB

H108AB




HF300
(Standard)



H111G

H107A	Hairline stainless steel panel; white light round button without Braille; Static liquid crystal display with blue background
H107AB	Hairline stainless steel panel; white light round button without Braille; Static liquid crystal display with blue background; Duplex
H108A	Hairline stainless steel panel; white light square button without Braille; Static liquid crystal display with blue background
H108AB	Hairline stainless steel panel; white light square button without Braille; Static liquid crystal display with blue background; Duplex
HF300	Hairline stainless steel panel; Arc shape at the top and bottom panel edge
H111G	Hairline stainless steel panel; Dot matrix display

(computer drawing. May vary from the actual product)



HD017

Hairline stainless steel panel;
Translucent acrylic, Round amber light



HD018

Hairline stainless steel panel; Translucent acrylic,
Triangular amber light



HD019

Hairline stainless steel panel;
Translucent acrylic, square amber light



HD010

Square translucent acrylic, Milk-
white acrylic sticks at the back side



HD011

Square translucent acrylic, Milk-
white acrylic sticks at the back side



HD012

Square translucent acrylic, milky
white acrylic sticks at the back side



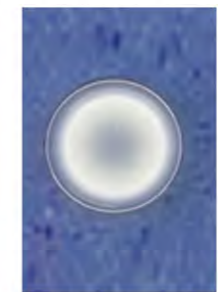
HD013

Square translucent acrylic, Milk-
white acrylic sticks at the back side



HD014

Square translucent acrylic, Milk-
white acrylic sticks at the back side



HD015

Round translucent acrylic, Milk-
white acrylic sticks at the back side



HD016

Round translucent acrylic, Milk-
white acrylic sticks at the back side


COP & HALL CALL



Standard: Painted Steel Narrow Door Jamb



Option: Hairline Stainless Steel Wide Door Jamb



Option: Hairline Stainless Steel Large Door Jamb

STANDARD FUNCTION

- 1 Full collective selective control**
Automatic traveling control mode by analyzing signals from every landing, car and other special calls.
- 2 Door holding time automatic**
The system can recognize landing call, command call, door-protection open, time-delay open automatically according to the set time.
- 3 Service floor setting**
The system can close or activate one or more service floors.
- 4 Time-sharing service**
The system can set the time and floors for time-sharing service.
- 5 Door close button for advancing door close**
During automatic travelling, pushing the door close button to advance the door close can improve the efficiency when door open.
- 6 Light curtain protection**
When the light curtain is covered, the door will open again. Doors will not close whilst obstruction in the way.
- 7 Car energy efficiency**
After the delay of inactivity and there is no travelling order, the car lighting and fan power will be cut-off.
- 8 Door lock abnormal and door automatic open**
During door opening or closing, if the door lock circuit is abnormal, the door will open or close automatically and display fault information after above the set-time of door open and close.
- 9 Stop change**
If the time of door open is longer than door open protection time and the door full open signal is still invalid, the door will close and automatically register the nearest landing call.
- 10 Landing call responds during acceleration**
The system allows the elevator to stop and respond to the landing call during acceleration.
- 11 Fault COP Command Cancellation**
The fault command on car operation panel can be cancelled by continuously pressing the fault command twice before the elevator start.
- 12 Attendant travel**
Auto-directional, attendant-directional, non auto-close door design (attendant should push close button for inching close, when door doesn't close fully, release the button and auto-open.)
- 13 Low speed self-rescue**
When the elevator is under normal service and doesn't stop at the leveling zone, elevator will move to the leveling zone with slow speed as long as it meets the safety requirement of starting
- 14 Calling button anti-stuck**
The system will ignore and eliminate the calling if the button is stuck without affecting the normal operation of the elevator.
- 15 Starting torque's self-compensation**
Before travelling, elevator makes the self-compensation automatically according to the car weight, in order to improve the starting smoothness and comfort.
- 16 Direct arrival**
Based on distance, automatic calculation generates operation curve, and car arrives the leveling zone directly without creeping.
- 17 Best curve automatic generation**
Based on distance, automatic calculation works out speed curve which is suitable for the man-machine function principle
- 18 Running frequency record**
During automatic travelling, elevator can record the running frequency of elevator operation.
- 19 Performance period record**
Record the performance period of elevator automatically.
- 20 Independent travel (VIP)**
All landing call signals are cancelled, elevators only respond to the car call.
- 21 Car overload indicator**
When car is overloaded, the door will keep open and overload light on car operating panel is on and buzzer sounds.
- 22 Full car bypass indicator**
Landing indicator shows it is in the state of bypass.



STANDARD FUNCTION

- 23 Full car bypass**
When under full load, elevator does not respond to hall call signals from the passing floor and only respond to the car call signals.
- 24 Load weighing device**
An electronic weighing device measures car load accurately.
- 25 Non-leveling zone protection**
If the system detects the open of landing door or car door in the non-leveling zone, the system will stop the car operation.
- 26 Fault history record**
The system can record the detail fault information automatically to improve the efficiency of maintenance.
- 27 Simple keyboard for maintenance**
The engineer can do the commissioning for the functions, such as travelling floor, door opening, closing and etc. on the keyboard of control panel.
- 28 Car commissioning**
The engineer can do the commissioning in car by portable manipulator to increase the commissioning efficiency.
- 29 Shaft self-learning function**
Use learning function of system to check data of shaft and save these data permanently before the elevator starts traveling.
- 30 Inspection operation**
During inspection, the system will cancel automatic travel and automatic door operation. Pushing up (or down) button can make the elevator travel by inspection speed.
- 31 Motor data adjustment**
By simple data setting, the system can learn the related control data of motor with load or not.
- 32 Intelligent correction of floor location**
When elevator arrives at terminal location, the system will automatically check and correct car position so as to avoid malfunction of hitting the top and falling down to the bottom.
- 33 Fire emergency travel**
The signal comes from the fire sensor or other detection devices in building. When control system is actuated by fire signal, each elevator shall return to the designated fire escape floor immediately and park with doors open.
- 34 Fireman service operation**
When fireman's switch is set (non-inspection), the elevator shall return to firefighting main floor. All calls are cancelled. If elevator is traveling in opposite direction, it should stop at the nearest landing with doors close. Then it shall return to the main floor with doors open. Only register the internal command signal. Doors do not automatically close while in fire service. The longest traveling time shall be less than 60s (standard function).
- 35 Fire "No entry" indicator**
In case of fire and elevator on the firefighting floor, the "No entry" light on the fire box will illuminate.
- 36 Firefighting feedback**
When elevator receives the fire alarm signal or fireman service signal, it will return to the firefighting floor. Interfacing with fire-service center or BAS system.
- 37 Firefighting indication**
Landing operation panel displays the operation of an elevator under firefighting condition.
- 38 Lock service**
In full automatic travel, if the lock switch is actuated, all call registered will be cancelled, but the elevator is still traveling normally only responding to car calls until all calls registered are eliminated. Then it will return to home landing floor, shut off the car light and the door will close automatically and stop the elevator. The elevator will start to travel again after the lock switch is reset.
- 39 Fault grading diagnosis**
According to the importance of the fault influence, the system will classify the fault information and handle the different fault category with different methods in order to improve the operation efficiency of system.
- 40 Over speed forbidden**
The elevator inspects the elevator travel situation in real time. If the elevator is over speed, it will be stopped immediately.
- 41 Terminal floor data correction**
If the system detects the abnormal location, the elevator will travel to the terminal level for inspection in order to secure the safety and reliability of the system.

STANDARD FUNCTION

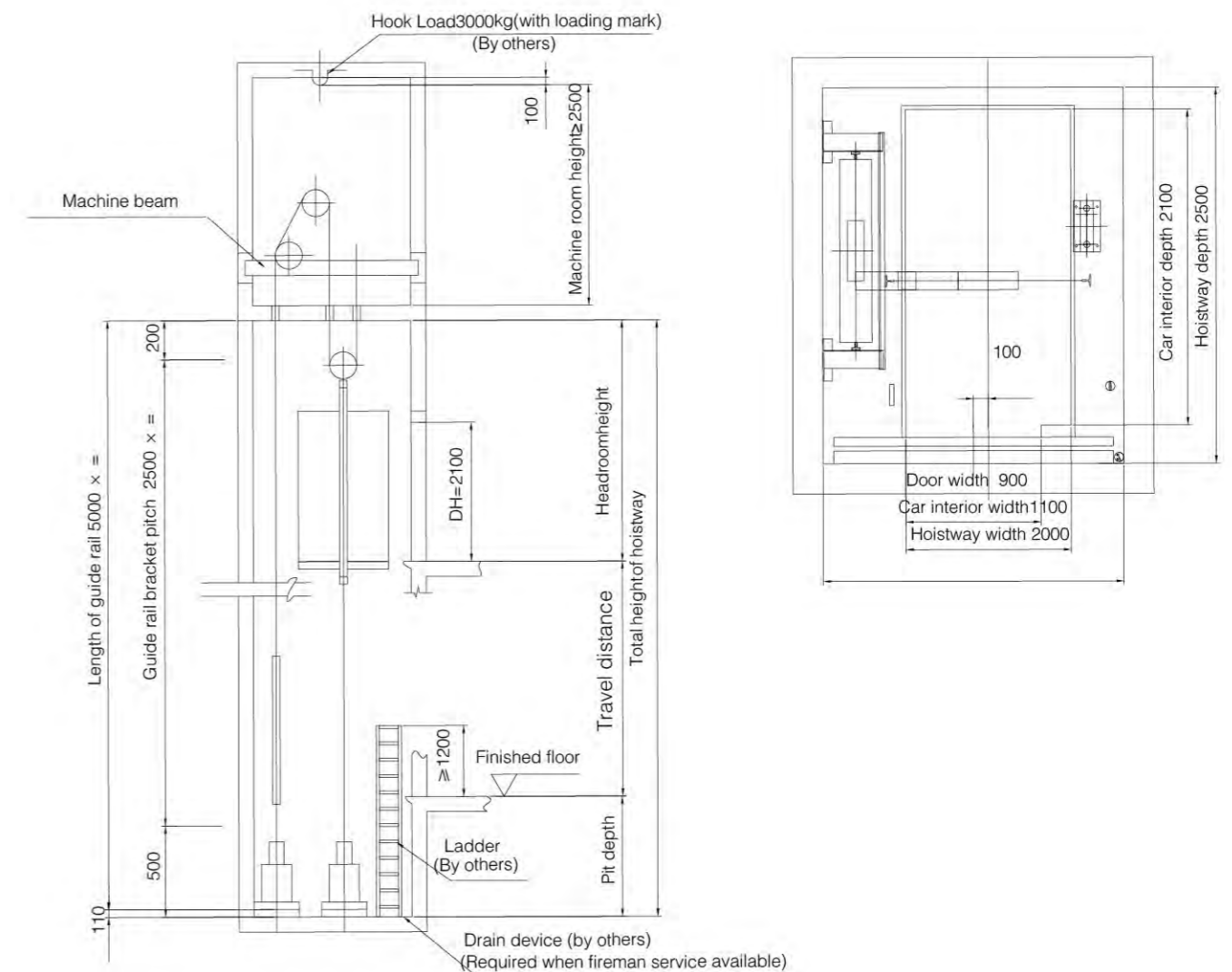
- 42 Put passenger release first**
The elevator classifies the fault category automatically. If the elevator meets the requirement of safe travel, the car will level first to release the passengers.
- 43 Interference evaluation**
Make the interference evaluation for the communication signal transmission and reflect the present interference degree.
- 44 Light load anti-nuisance function**
The number of car calls registered at the same time is limited during light load.
- 45 Electricity slope remove**
On the site of permanent-magnet synchronous motor, after the elevator decelerates to stop, the holding current of motor is removed by slope in order to avoid the abnormal noise of the motor during this period.
- 46 Intercom**
Intercom button on the car operation panel, a five way communication device linking the top of the car, the car, the pit, the machine room, and the surveillance room.
- 47 Alarm bell**
When the elevator malfunctions or power is off, pushing the alarm bell button will sound the alarm in the well, machine room or hall.
- 48 Parameter's copy**
Upload and download the parameters of the control system by portable manipulator.
- 49 User setting examination**
This function can find the differences between the system parameters settings and factory settings.
- 50 Special display**
The system is able to set the display pattern if abnormal landing floor sequence is requested by the customer.
- 51 Landing call registration and memory display**
When the landing call button is pushed, the button illuminates for call accepted. The elevator will start travelling.
- 52 Running direction and floor display**
The car operation panel and landing call can display the floor number of car stop and running direction.
- 53 Door open with floor button**
When the car door is closing or has been closed, and elevator doesn't start, push the button on this floor, the car door will be opened automatically.
- 54 Call reversal registration**
The call will be registered if the call direction of this floor is not in the travel direction.
- 55 Anti-slip protection**
The elevator will stop when hoist rope slippage is detected.
- 56 Program running's WDT protection**
WDT detects continuously if the program runs incorrectly, and all output resetting system will be cut out when mistakes are found.
- 57 Power failure data holding**
All running data will be saved when power cut.
- 58 Automatic main floor returning**
Under automatic travel, the elevator will return to the main floor waiting if there is no car call or hall call for a period of time. The elevator will respond to any call immediately during the process of returning to the main floor.
- 59 Emergency car lighting supply**
Emergency lighting in car turns on automatically during power cut.
- 60 Landing display of out-of-service**
Landing indicator shows the out-of-service (inspection) state of elevator.
- 61 Door interlock safety protection**
Under automatic travel, elevator would stop and send out alarm message when system found the safety circuit of door interlock break. The elevator will operate only after the fault is eliminated.
- 62 Brake monitoring function**
The system automatically monitors the working condition of the brake to ensure the reliable operation of the brake.



STANDARD FUNCTION

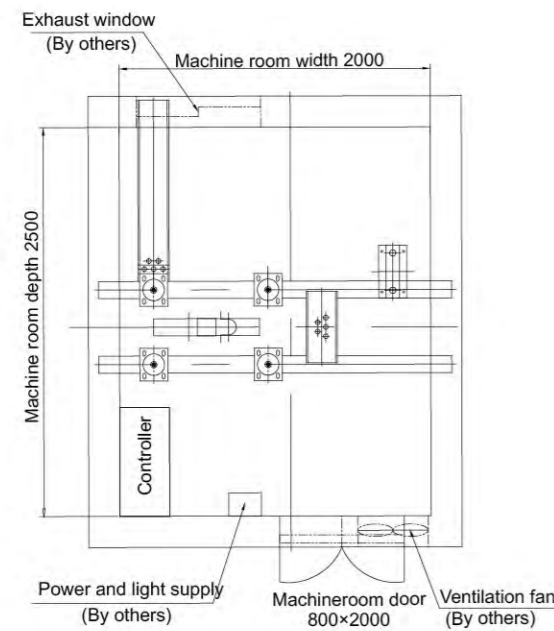
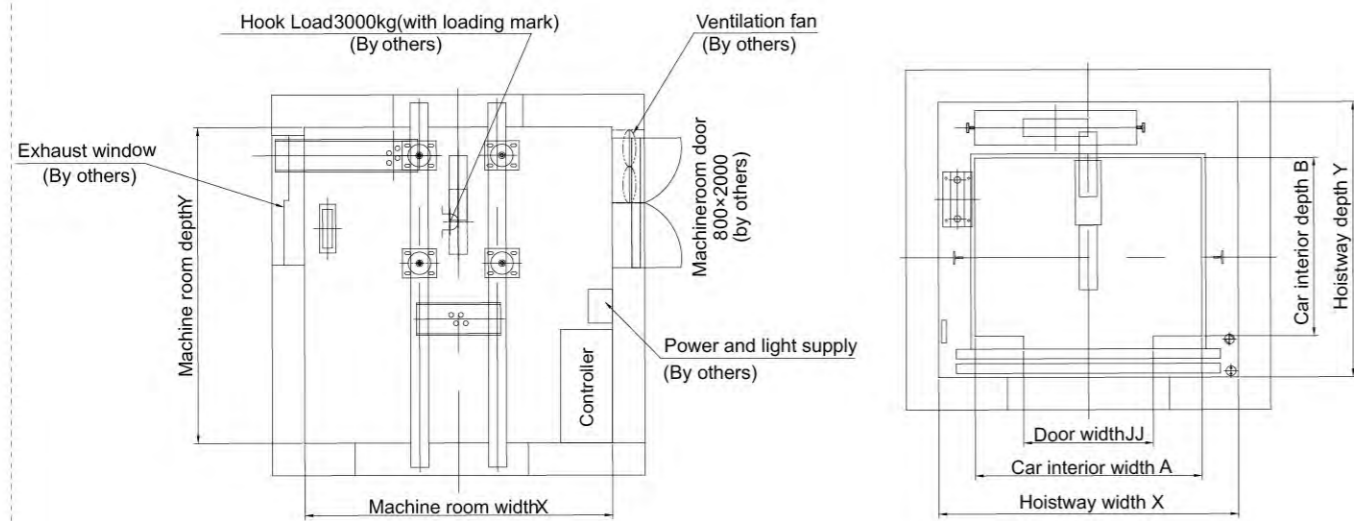
- 1 Duplex Control *1**
Controlling two elevators, two elevators shall coordinate to respond to landing calls making sure that two cars do not responding synchronously to one call.
- 2 Group Control *1**
Controlling 3-8 units elevator. Under group control, the elevators are dispatched to respond calls according to the principle of running efficiency.
- 3 Dispersed waiting**
Each elevator lands on different floor ready for calling under duplex or group control. Optional when *1 function available.
- 4 Peak time Service**
If the car calling is up to 3 on peak floor during peak time, then it turns to be peak time service. The car calling will be always valid during peak time, and then the elevator will return to the peak floor when idle. Two different peak time can be set. Optional when *1 Function available.
- 5 Preferential landing service**
Elevator will send the nearest car to the calling floor, when responding to the call. Optional when *1 Function available.
- 6 Light curtain and safety edge protection *2**
When the light curtain and safety edge operate, the door will open again.
- 7 Door Nudging**
Door opens when elevator receives any block between the infrared curtains. If the blockage is over specific time, door will close slowly with buzzing. Optional when *2Function available.
- 8 Car arrival Chime *3**
The arrival chime will give signal after the elevator arriving the designated floor. Optional when *5 Function available.
- 9 Arrival Chime Cancellation during night**
The arrival chime will be cancelled during set time when this function activated. Optional when *3 Function available.
- 10 Earthquake Emergency travel**
When the seismic sensors are actuated, all elevators will stop promptly at the nearest available floor and park there with doors open till seismic signal disappear. The elevator will be normal after faulty resetting.
- 11 ARD**
During power cut, the standby power supply will drive the elevator to make it travel to the leveling position and open the door.
- 12 Standby power auto-transfer device *4**
A standby power auto-transfer device is provided.
- 13 Standby power operation**
If the standby power supply is in operation, after single elevator system is actuated (the signal is ON), the elevator returns to the main landing after leveling and stays open there. It can be set to whether elevator shall keep on serving or not. Automatic transfer device of standby power supply is provided by others, and testing interface is reserved. Optional when *4 Function available.
- 14 Voice announcement *5**
Voice announcement system sounds to indicate the arrival of the car and the car running direction.
- 15 Background Music function*5**
Car background music provided when elevator is operating.
- 16 Pre-open**
Elevator starts to open the doors before leveling to achieve high efficiency.
- 17 Re-leveling**
When elevator is landing, the load change can cause leveling vibration and the uneven sill, which take inconvenience to the passenger and goods. Then the system allow the elevator running to leveling position with door open in leveling speed .
- 18 Landing arrival lantern**
The landing arrival lantern can indicate the car arrival when car is arriving destination floor.
- 19 Security Floor Function**
When security floor function actuated, the security floor will be valid during 10pm to 6am. During this period, the elevator will first run to the security floor first, stopping with door open, then running to destination floor to ensure safety.
- 20 Video supervisory electronic camera *6**
An electronic camera is mounted in the car monitoring activities in car.
- 21 Video camera pre-interface**
Coaxial communication cable included in traveling cable. *6 include this function.
- 22 Auto-locking function**
The elevator will be on or off the locking status through setting auto-locking time.
- 23 Auxiliary car operation panel**
This panel can be used in large-capacity elevators or elevators in crowded building so that passengers in the car can easily press the button on the panel.

PLANFORM OF HOISTWAY/MACHINE ROOM



PLANFORM OF

HOISTWAY/MACHINE ROOM



PLANFORM OF

HOISTWAY/MACHINE ROOM

Load (kg)	Rated speed (m/s)	Car dimension (AxB) (mm)	Door dimension (JJxDH) CO (mm)	Hoistway dimension (X x Y) (mm)
630	1.0-1.75	1400x1100	800x2100	1850x1700
800	1.0-2.5	1350x1400	800x2100	1800x2000
		1400x1350	800x2100	1850x1950
900	1.0-2.5	1600x1350	900(1000)x2100	2000(2200)x1950
		1500x1500	900x2100	2000x2100
1000	1.0-2.5	1600x1400	900(1000)x2100	2000(2200)x2000
		1600x1500	900(1000)x2100	2000(2200)x2100
		1800x1450	1000x2100	2300x2050

Rated speed (m/s)	Pit depth (mm)	Headroom height (mm)
1.0	≥ 1200	≥ 3950
1.6	≥ 1210	≥ 4100
1.75	≥ 1250	≥ 4150
2.0	≥ 1550	≥ 4250
2.5	≥ 1600	≥ 4470

TECHNOLOGY LEADS THE MARKET
SERVICES CREATE VALUE

BRILLIANT ELEVATOR

- No.1 Chinese Brand
- Chinese Pride
- World believes in China

Comparing to the renowned world-brand elevator, BLT Brilliant Elevator is leading Chinese elevators to the world by providing ideal service for global prominent building structures, and dedicating to make each intellectual travelling more safe, comfortable and convenient.

After years of diligent effort, owning proprietary intellectual property rights and brand name, BLT elevator has built more than 220 sales and service network worldwide, 6 wholly-owned and 1 jointed subsidiaries respectively in Germany, Australia, Singapore, Mongolia, Peru, and Morocco, in addition, it is also expanding global sales and service network by setting up overseas plant so as to simultaneously provide professional, efficient, and convenient "Lifelong VIP" service to worldwide clients.

Stock Code: 002689.SZ, CHINA

China Well-know Trademark

National Customer Satisfaction Enterprise

National Customer Satisfaction Service





YUANDA GROUP

CREATE A HARMONIOUS WORLD OF FAMILY

■ Shenyang Yuanda Enterprise Group, constituted by Shenyang Yuanda Aluminum Industry Engineering Group, Shenyang Brilliant Elevator Group, and Shenyang Yuanda Mechanical & Electrical Equipment Group, is a large-scale international enterprise group specializing in curtain wall cladding systems, elevator manufacturing, mechanical and electrical equipment, wind power, integrated doors and windows, and environmental engineering. The headquarter is located in the Equipment Manufacturing Base of China – Shenyang City. After 19 years of innovation and development, Yuanda has established four manufacturing bases in Shenyang, Shanghai, Chengdu, and Foshan.

■ The full operation of the 1.9 square kilometers Yuanda Modern Industrial Park which located in the western Shenyang Industrial Corridor marks the birth of the world's largest curtain wall and elevator manufacturing base.

■ Yuanda Enterprise Group has opened up the high-end markets taking the United States and Japan as the center, the Southeast Asia market taking Singapore as the center, the European market taking United Kingdom and Germany as the center, the Middle East market taking U.A.E. as the center, the North Africa market taking Algiers as the center, and the Russia Federation market taking Moscow as the center. Its global sales and service network cover six continents all over the world, fully realizing the function of a comprehensive network of global business and service integration and radiation.

■ With unending spirit of innovation and pursuit of "high quality, high technology, and high-end markets" branding, Yuanda has won the trust of the world.

■ At present, projects constructed by Yuanda has been all over the world; the Russian Federation Tower, building height of 509 meters as the "tallest building in Europe"; the most difficult curtain wall engineering in the world – Japan COCOON Tower; Beijing 2008 Olympic National Swimming Stadium, the "Water Cube" and National Stadium the "Bird's Nest" has become unique landmark buildings in the world; Shanghai World Expo 2010 permanent stadium – the Expo Theme Pavilion and the Expo Center; project with the largest area in single contract in world curtain wall projects, Dubai Business Bay; the highest contract amount of a single contract, Abu Dhabi Commercial Center; Beijing New Poly Plaza, "the tallest building in South China" – Shenzhen Jingji Tower, Shanghai Oriental Art Center and other global landmark projects are all from Yuanda Enterprise Group.

■ Yuanda has always been seeking for reputation and market with quality, realizing the perfect combination of world-class technology, talents, and first-class equipment, thus the continuous expansion of the core business of Yuanda is becoming the world-class R&D and talents centers of the elevator industry.

■ Yuanda believes in the philosophy of "To do things honestly, to treat people sincerely", hoping with all of our friends around the world to build the Yuanda "world family". Yuanda wishes all the sincere people around the world have brilliant prospects!

SHENYANG BRILLIANT ELEVATOR CO.,LTD.

■ Shenyang Brilliant Elevator Co., Ltd (002689.SZ) is found in September, 2001, a professional elevator manufacturer engaged in the developing, designing, manufacturing, selling, installation, and after-sales service of complete elevator products. BLT has passed ISO9001:2008 Quality System Certificate, ISO14001 Certificate of Environment Management System and GB/T28001 Occupational Health and Safety Management System Certificate. In addition, BLT products have all obtained the CE certification of EU, GOST certification of Russia and CSA certificate of North America.

■ In 2010, the company built the Elevator Industrial Park in Shenyang west industry corridor for international management. The factory covers an area of 480 thousand square meters. This is the world important developing and manufacturing base of elevator. After years of effort, BLT has set up more than 220 sales service branches both at home and abroad, 6 wholly-owned subsidiaries and one joint-stock subsidiary in Germany, Australia, Singapore, Mongolia, Peru and Morocco, building a world-wide sales service network, and found worldwide sales and service network.

■ The company owns modern R&D center. The 177 meters high elevator test tower in the center of the factory is currently the highest one in China, with 11 test shafts, and a 10m/s high speed elevator technological test being feasible. The completed test and inspection center owns 12 libraries, one trial factory, and is equipped with 77 sets of advanced test/inspection devices. Besides, all the kinds of performance tests of complete elevators and components can be carried out in the center, which provides advanced, scientific and powerful guarantee for the research, development and stabilization of products.



TECHNOLOGY LEADS THE MARKET
SERVICES CREATE VALUE



26 thousand square meters large single workshop (multiple)



AMADA EMK3510NT turret punch



AMADA VIPROS-357Q Numerically
Controlled Turret Punch Press



AMADA Flying Optics Laser Machine FO-3015



TRUMATIC L 3030, TRUMPF, Germany



Horizontal Machining Center



Tunnel type ultrasonic
cleaning machine



Numerical Control Vertical turning
flexible manufacturing cell

GLOBAL LEADER IN PRODUCTION EQUIPMENT



Salvagnini' s(S4+P4) Complete and Flexible Sheet Metal Product Lines, Italy(two)

CHOI II

Small Machine Room Passenger Elevator

Safety and reliability, Energy saving and environmental protection, stability and comfort, easy and convenient



CHOI II Small Machine Room Elevator...

Compact small machine room design

Compared with traditional machine room elevator machine room area of the elevator has the same design as shaft area reducing up to 60% machine room space, fully improving utilization of the building and reducing the real estate development cost.

Ultra-thin control cabinet



Ultra-thin control cabinet independently developed and designed by Brilliant Elevator adopts mature integrated circuit technology to improve anti-interference ability and efficiently improves utilization of machine room space by reducing the wiring and width of control cabinet.


Product series

Speed up to 2.5m/s, load up to 1150kg, passenger number up to 15 people
The elevator adopts brand new control system, driving member and structure design to ensure the stable operation in details.

PERFECT INTEGRATED CONTROL DRIVING SYSTEM

- Owning reliable logic control kinetic energy and powerful driving performance
- Having strong extended capability and abundant function
- Being much closer to customer demand and providing safety protection for passengers to maximum extent
- Simple operation, supporting debugging in the car, starting without weighing compensation, adapting to change in load, constantly exchanging communication information, low failure rate and reducing maintenance cost
- Having strong compatibility switching between synchronous and asynchronous host machine only needs software adjustment.
- Owning 32 bit processing chip the elevator responds more quickly.
- Having high importing ratio core components are all from technologically advanced countries and regions such as Europe and the United States.





Original BLT factory brand traction machine

Miniaturization, thin shape, volume reduced by 30%, and all that provide architect with greater flexibility on space design, increase the efficiency of architectural space. Rotor consists of high-performance synchronous magnets, non-field current, greatly improving the running efficiency; reduce the energy consumption of about 40%

HIGH EFFICIENCY, ENERGY SAVING, ENVIRONMENTAL PROTECTION

○ Appearance

Exterior miniaturization and thinness reduce the volume by 30% and block brake further reduces the height providing greater flexibility design space for the architect and improving the utilization rate of the architectural space.

○ Energy saving

Rotor consists of high performance permanent magnets without excitation current, greatly improving operation efficiency and reducing the energy consumption of about 40%.

The series of product equip with self aligning roller bearing of a famous brand to ensure operation efficiency and long service life of driving host.

○ Environmental protection

It dispenses with the traditional worm gear reducer, reduces the noise by 10 decibels, without replacement of lubricating oil, eradicates oil pollution and enables free maintenance for a long time.

○ Safety

Brake test times as many as more than 2 million times

Brake redundancy design enables up running overspeed protection.

Excellent misoperation monitoring system of the brake ensures the safety of the passengers.

Unique intelligent thermal monitoring feedback system of drive host ensures the security of the traction system.

Performance of friction materials and encoder from Germany increases more than 10%.

Reduce energy consumption by about 40%



EXCELLENT BLT DOOR SYSTEM

○ Comfort

Innovative PWM pulse width modulation technology enables the door open and close much gentler.

Time-proven toothed belt transmission technology enables smooth movements of door open and close and reduces running noise.

○ Energy saving

Mature directly driven technology of permanent magnet synchronous dispenses with retarding mechanism and guarantees the transmission links without trouble.

○ Intelligence

The stable closed-loop system and door machine self-learning system ensure completion of automatic parameter setting.

The controller has built-in optimal curve so best door operation curve can be chosen according to building characteristics.

○ Safety


More than 3 million door open and close test ensures the product is safe and stable.


High precision encoder ensures the operation of door open is smoother and steadier.

Built-in door close force monitoring system ensures safety of passengers.

The system adopts unique anti-drop design which can still operate safely even after being impacted by 450J.

It has super light curtain protection function, good resistance to light interference and conforms to the EMC test standards.





HIGH-END ELEVATOR DESIGN CONCEPT

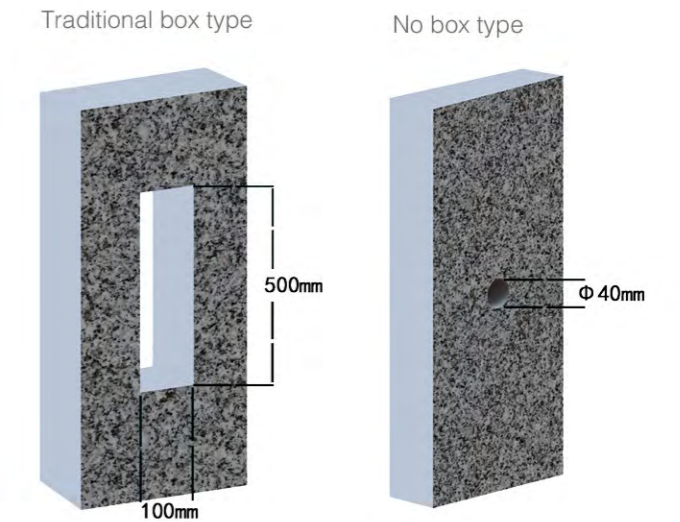
Comprehensive application of roller guide shoe effectively reduces the running resistance, makes the elevator run more smoothly, reflects green environmental protection idea, without lubrication, and thoroughly gets rid of oil pollution in the shaft.

ULTRA-THIN HALL CALL BOX



Novel appearance, clear display

EASY TO FIX, NO NEED CIVIL WORK OPENING




Traditional box type: need civil work opening, time consuming.
No box type: no need civil work preopening only need embedded pipeline, easy repair and maintenance .

CHROMIUM FREE AND FINGERPRINT PROOF PANEL

Advanced self cleaning appearance technology



Common material



Chromium free and fingerprint proof panel

No fingerprints board has high surface hardness, strong corrosion resistance and friction resistance; it has characteristics of novelty, environmental protection, great wearing property, strong stereoscopic effect, health and beauty, etc; Its Color is lasting clean, and it also has the feature of strong detergency, being easy to clean, resisting the fingerprint. The whole series of operation panel adopts fingerprint resistant plate.



TECHNOLOGY LEADS THE MARKET
SERVICES CREATE VALUE


MEET

INDIVIDUALIZED NEED




K162 (Standard)

Elegant and tasteful car design is perfectly combined with concise and smooth car ceiling creating a comfortable and quiet space.




Car ceiling:	PS005 Painted steel sheet RAL1013, acrylic light cover
Car front wall:	Painted steel sheet RAL1013
Car side wall:	Painted steel sheet RAL1013
Door Transom:	Painted steel sheet RAL1013
Car door:	Painted steel sheet RAL1013
Floor:	Plastic floor, MA-018
COP:	C102Q SUS304 stainless fingerprint proof steel panel.

(computer drawing. May vary from the actual product)



K163

Individualized car design and beautiful and tasteful inner decoration make passengers feel safe, comfortable and warm.




Car ceiling:	PS003 painted steel sheet RAL9003, acrylic light cover
Car front wall:	painted steel sheet RAL2003
Car side wall:	painted steel sheet RAL2003
Door Transom:	painted steel sheet RAL2003
Car door:	painted steel sheet RAL2003
Car rear wall:	painted steel sheet RAL2003 + Mirror finished stainless steel
Floor:	Plastic floor, MA-025
Handrail:	BLT-H112 painted RAL9003
COP:	C102Q SUS304 stainless fingerprint proof steel panel.

(computer drawing. May vary from the actual product)




MEET

INDIVIDUALIZED NEED



K164

Exquisite car design is combined with the arc-shaped decoration ceiling design effectively increasing car height and making passengers



Car ceiling:	PS004 painted steel sheet RAL9003, down light.
Car front wall:	Hairline stainless steel
Car side wall:	painted steel sheet RAL1034
Car rear wall:	Hairline stainless steel + Mirror finished stainless steel
Door Transom:	Hairline stainless steel
Car door:	Hairline stainless steel
Floor:	Plastic floor, MA-025
COP:	C102Q SUS304 stainless fingerprint proof steel panel.
Handrail:	BLT-H112 painted RAL9003

(computer drawing. May vary from the actual product)



K165

Exquisite car design is combined with the arc-shaped decoration ceiling design effectively increasing car height and making passengers feel more comfortable.



Car ceiling:	PD060 Hairline stainless steel, acrylic light cover , down light.
Car front wall:	Hairline stainless steel
Car 3-side wall:	Hairline stainless steel
Door Transom:	Hairline stainless steel
Car door:	Hairline stainless steel
Floor:	Plastic floor, SJ-008
COP:	C102Q SUS304 stainless fingerprint proof steel panel.

(computer drawing. May vary from the actual product)